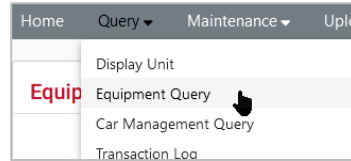


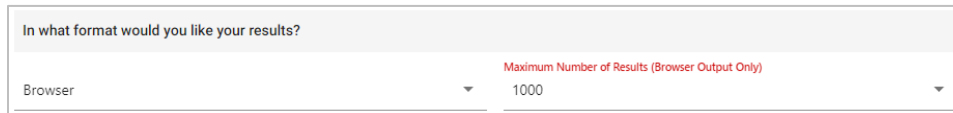
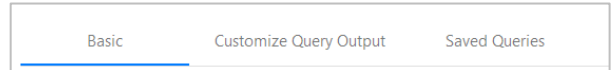
Railinc’s Umler system provides a way for users to generate reports with equipment data for up to 50 equipment attributes. Anyone with “Umler Access for Query” permissions may perform or save queries. To download query results as CSV (Excel) files, the user must also have “Umler Advanced Query Access” permissions. See Additional Resources at the bottom for more information.

Use this procedure to run an equipment query:

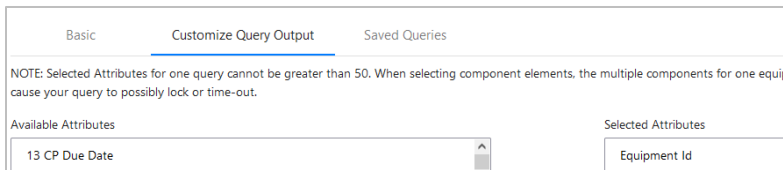
1. Sign in to Launch Pad and navigate to **Umler**.
2. From the Umler menu bar, select **Query > Equipment Query**.
3. On the **Basic** tab of the Equipment Query screen, enter and/or select one or more search criteria. Take these restrictions and requirements into account for defining a basic query:



- In the **Equipment ID(s)** text box, enter specific values separated by spaces or commas, or enter a range of values separated by a hyphen, or enter a combination of both space/comma-separated values and ranges (e.g., RAIL401, RAIL404, RAIL500-RAIL599).
- Use **Confidential Element Search** and **Element Value Criteria** sections to narrow your results based on specific data values.
- Choosing the **Browser** format limits results to 1000 rows.
- Choosing the **CSV** download has no row limit and no charge.
- Click **Count** to return the number of results without actually displaying or downloading them.
- Click **Search** to run the query and display the results based on your format selection at the bottom of the page.



- Click **Save** to save the query so that anyone in your company may run it. You must have at least one basic data-field, Element Value Criteria, or Confidential Element Search field entered to save a query.
  - Saved queries are listed in the **Saved Queries** tab.
4. Use the **Customize Query Output** tab to specify the **Attributes** that you want to see in the results. When selecting attributes, take these restrictions and requirements into account:
    - You may select a maximum of 50 attributes.
    - When selecting component elements, the multiple components for a single piece of equipment can increase your attribute total to more than 50, which can cause your query to time out.
    - Confidential data elements increase search time as Umler checks user security, which can cause your query to time out.



### Additional Resources

The following additional resources are available:

- Consult the [Umler Data Specification Manual](#) for information data field definitions and business rules.
- Consult the [Single Sign On \(SSO\) Administrator Guide](#) for information on how company administrators manage user’s permissions in SSO.
- Consult the [Umler Managing Access Rights Quick Guide](#) for information on how company administrators manage user’s access rights.
- Access the [Umler Reference Materials](#) to access other essential resources for using the Umler system.

Contact the Railinc Customer Success Center at 1-877-RAILINC (1-877-724-5462) or [csc@railinc.com](mailto:csc@railinc.com) if you need assistance.

Legal Disclaimer: Any actions taken in reliance on or pursuant to this document are subject to Railinc's Terms of Use, as set forth in <https://public.railinc.com/terms-use>, and all AAR rules.